




Xperience

IP2 STANDARD

in / out / cashless / truck

- One uniform station for all your facilities
- Modular & Expandable
- Intuitive 7" Touchscreen
- Ticketed or Ticketless
- 100% web-based



IP2 STANDARD

Xperience the IP2 STANDARD terminal: one uniform station designed to meet all your facility needs. This modular and expandable terminal seamlessly integrates into your existing parking infrastructure, providing unmatched flexibility for managing both ticketed and ticketless parking systems. The IP2 STANDARD can be used as entry & exit terminal as well as cashless pay station and stacked truck terminal.

Standard

- 7" TFT touchscreen, surface hardness 6H Fully Tempered
- Aluminium housing with anti-corrosion treatment and powder coat finish
- Housing in RAL9007
- Terminal door with cylinder lock
- Fan heater with temperature control
- Intercom preparation
- Camera preparation

Optional

- LED contour lighting
- Barcode (1D) and QR code (2D) open air scanner
- Modules for debit and credit card processing
- Multi tech prox card reader
- Ticket / receipt printer
- Pinhole camera with high resolution
- Intercom with VoIP or SIP communication via TCP / IP
- Raised base for cashless paystation (300mm)
- Stacked version for truck entry/exit
- 3-point lock terminal door
- RAL color at choice
- Foundation

Dimensions

IP2 STANDARD *in / out*

- 1368,3 (H) x 355 (W) x 250 (D) mm
- 53,87 (H) x 13,98 (W) x 9,84 (D) inch

IP2 STANDARD *cashless*

- 1668,3 (H) x 355 (W) x 250 (D) mm
- 65,68 (H) x 13,98 (W) x 9,84 (D) inch

IP2 STANDARD *truck*

- 2736,6 (H) x 355 (W) x 250 (D) mm
- 107,74 (H) x 13,98 (W) x 9,84 (D) inch



Power supply
110 – 230 VAC



Max. consumption
325 VA

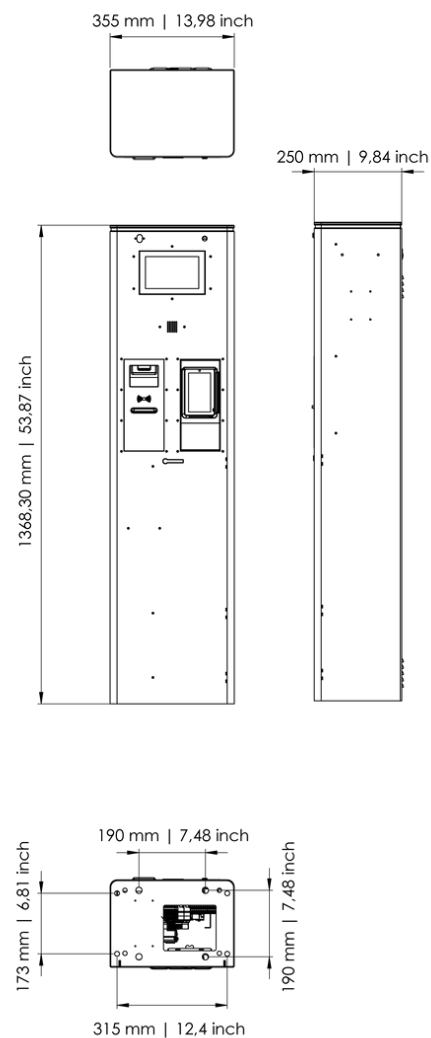


Weight
~ 25 KG
~ 55.1 LB

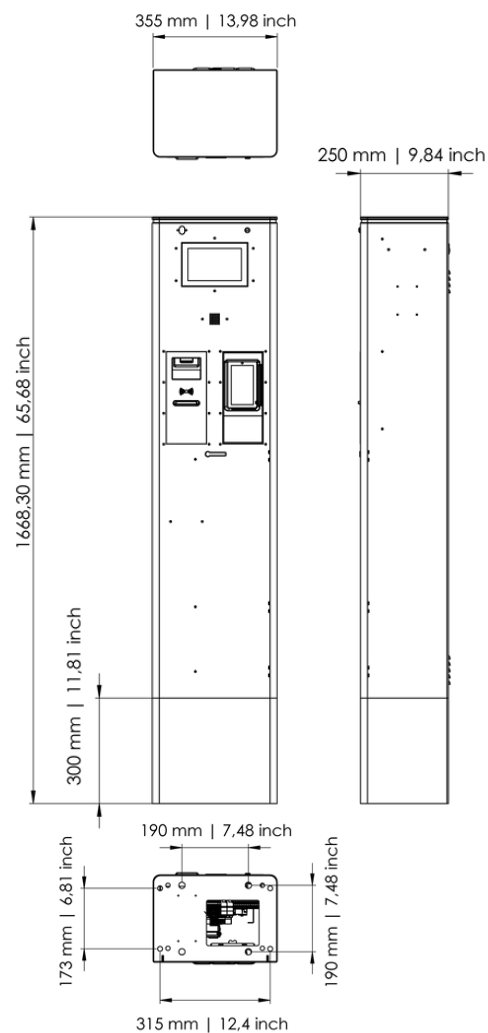
IP2 STANDARD

Dimensions

IP2 STANDARD *in/out*



IP2 STANDARD *cashless*



IP2 STANDARD *truck*

